

**Activity Report  
for 9 months 2008  
NOVAPORT Ltd**

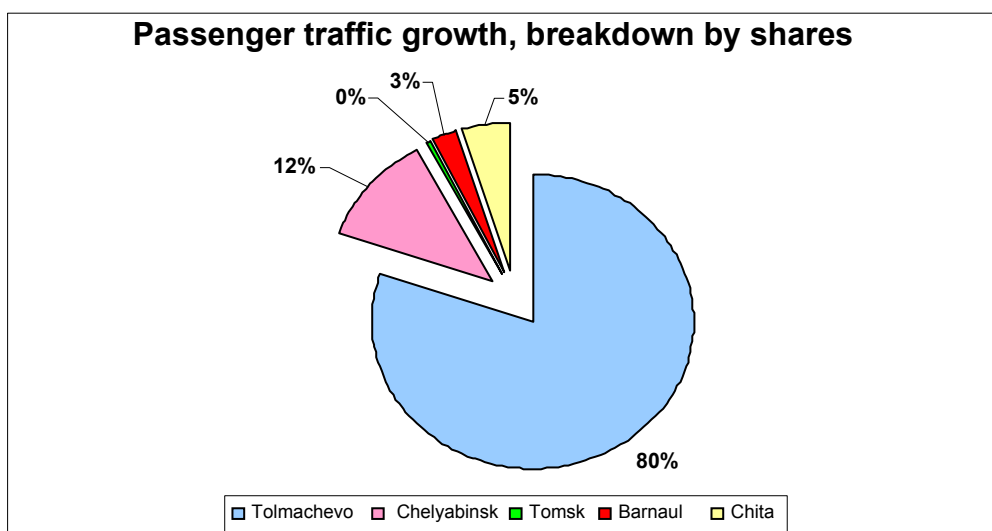


**Moscow, 2008**

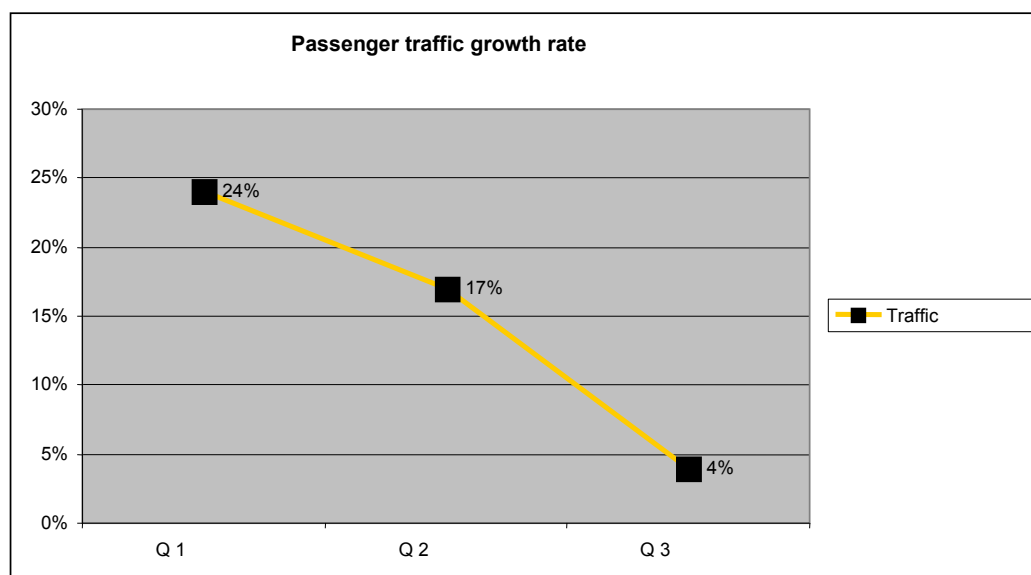
## Analysis of activity of airport companies for 9 months 2008

### Production activity

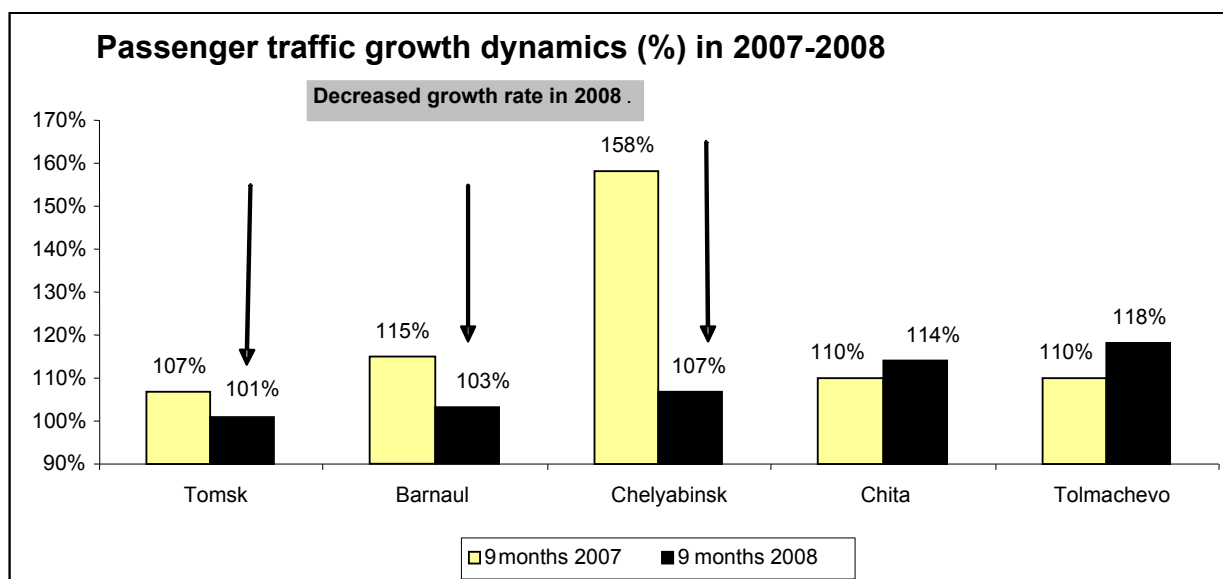
1. For the reported 9 months 2008, the total number of sorties increased by 2,080 (+12%) vs. the last year and made 19,971 operational flights.
2. Tolmachevo airport accounts for the major growth of the sorties (93%)
3. The total take-off mass increased by 64,000 tons (+5%) and made 1,387,280 tons at the expense of the increased number of sorties with a simultaneous reduction of the average take-off mass of aircrafts.
4. The overall passenger traffic increased by 319,000 passengers and reached 2,827,600 passengers (+13% vs. the last year, with the average industrial growth of 18%).



5. In Quarter 3, 2008 the passenger traffic growth rate decreased by 20% vs. Quarter 1. The lowest rates were recorded in the airport of Tomsk, Chelyabinsk and Barnaul. The highest rates were recorded in the airports of Chita and Tolmachevo.



6. The highest growth rate (18%) in the reported 9 months was recorded in the airport of Tolmachevo, which accounted for 80% of the total passenger traffic growth of the route. The lowest traffic rate was recorded in the airport of Tomsk (1%).



7. The maintenance service amount increased by 12,040 standard hours (+9%), solely at the expense of the growth in the airport of Tolmachevo
8. The realization of aviation fuel decreased by 3,005 tons (-3%) and made 85,651 tons. The decrease of the realization is based on the low sales in the airport of Barnaul
9. The average hotel occupation rate (Chelyabinsk, Tomsk, Barnaul, Chita) has decreased from 42% to 39%

**Table 1. Operational indexes by projects**

Index	TOTAL FOR DIVISION:		Tolmachevo	Chelyab.	Tomsk	Barnaul	Chita
	TOTAL:	% growth	% growth	% growth	% growth	% growth	% growth
Sorties (flights)	19,971.00	12%	22%	0%	-2%	2%	15%
Total take-off mass (tons)	1,387,280	5%	12%	-6%	2%	-19%	10%
Traffic (passengers)	2,827,620	13%	18%	7%	1%	3%	14%
Cargo, mail served (tons)	5,342.30	16%	19%	-	6%	20%	22%
Maintenance service (standard hours)	151,856.00	9%	28%	-6%	-	-	-
Realized fuel (tons)	85,651.00	-3%	1%	-	-	-17%	-
Average hotel occupation rate (%)	39.13	-7%	-	5%	-7%	-13%	-12%

## **Conclusions**

1. For the reported 9 months, the passenger traffic growth made 13% vs. the last year, which is lower than the average industrial rate by 5%.
2. In Quarter 3, all the companies demonstrated the lowest growth rates of operational indexes in 2008. This is based on the spreading crisis effects in air conveyance, the closedown of AirUnion alliance, etc. Only Chita and Tolmachevo kept on the growth trend in Q3 vs. the last year.
3. Experts believe that the negative trends will remain in Q4.

## **Bottom-lines**

1. For the reported 9 months 2008, the total return of the airports in the division made 5.2 billion rubles (of which 67% accounted for the return of OAO "Tolmachevo") – that is 200 million rubles more vs. the total return in 2007.
2. By the end of the period, the total net assets of the division reached 4.6 billion rubles; taking into account the property share the assets made 2 billion rubles.
3. For the reported 9 months, the total net profit made 321.2 million rubles (+45%). The growth of the net profit is based on the financial achievements of Tolmachevo; excluding Tolmachevo contribution, the net profit made 131.3 million rubles, which is 22 million rubles lower vs. the last year result.
4. The total capital growth of the project participants considering their shares made 150.7 million rubles.